

Canine Parvovirus Ag Test

1. INTENDED USE

Rojan Canine Parvovirus Ag Test is a sandwich lateral flow immunochromatographic assay for the qualitative detection of canine Parvovirus (CPV Ag) in dog's feces or vomit.

Assay Time: 5-10 min

Sample: Feces or vomit

2. PRINCIPLE OF THE ASSAY

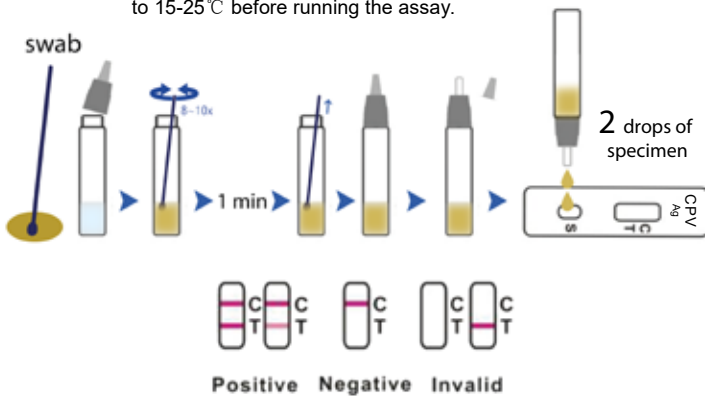
Rojan Canine Parvovirus Ag Test is based on sandwich lateral flow immunochromatographic assay. The test device has a testing window. The Testing window has an invisible T (test) zone and C (control) zone. When sample is applied into the sample hole on the device, the liquid will laterally flow on the surface of the Test strip. If there is enough Parvovirus antigen in the sample, a visible T band will appear. The C band should always appear after a sample is applied, indicating a valid result. By this means, the device can accurately indicate the presence of Canine Parvovirus antigen in the sample.

3. KIT COMPONENT

- foil pouches, each containing one cassette, a desiccant
- assay buffer tubes
- swab sticks
- Product Manual

4. TEST PROCEDURE

- Allow all materials, including specimen and test device, recover to 15-25°C before running the assay.



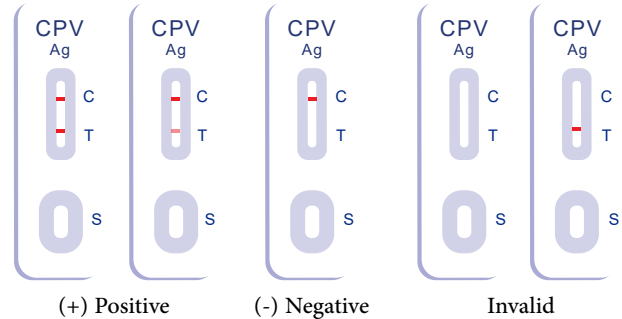
- Collect dog's feces or vomit with the swab stick from dog's cloaca or on the ground.
- Insert the wet swab into the provided assay buffer tube. Agitate it to assure good sample extraction.
- Take out the cassette from the foil pouch and place it horizontally.
- Gradually drip 1-3 drops of sample extraction into the sample hole .
- Interpret the result in 5-10 minutes. Result after 10 minutes is considered as invalid.

5. INTERPRETATION OF RESULTS

Positive: The presence of both C band and T band, no matter T

Negative: Only clear C band appears.

Invalid: No colored band appears in C zone, no matter whether T band appears.



6. STORAGE

The kit can be stored at room temperature (2-30°C). The test kit is stable through the expiration date marked on the foil pouch. **DO NOT FREEZE.** Do not store the test kit in direct sunlight.











7. PRECAUTIONS

- For best results, please strictly adhere to these instructions.
- All reagents must be placed at room temperature before running the assay.
- Do not remove test cassette from its pouch until immediately before use.
- Do not reuse the test kit.
- Do not use the test beyond its expiration date marked on the foil pouch.
- The components in this kit have been quality control Tested as standard batch unit. Do not mix components from different lot numbers.
- All specimens are of potential infection. It must be strictly treated according to the rules and regulations by local states.

8. LIMITATION

Rojan Canine Parvovirus Ag Test is for in vitro veterinary diagnosis use only. All results should be considered with other clinical information available from veterinarian. For an accurate result, It is suggested to apply other method such as PCR for final determination in practice.

Index of Symbols

	Consult instructions for use		For in vitro diagnostic use only		Use by
	Catalog #		Lot Number		Tests per kit
	Store between 30-20°C		Do not reuse		
	Manufacturer		Date of manufacture		